

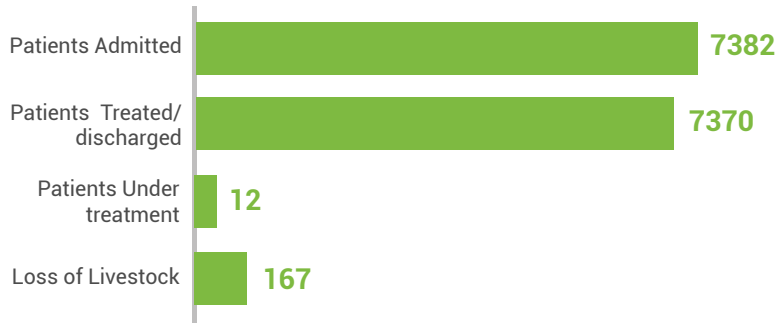


## Progress on Heatwave Response

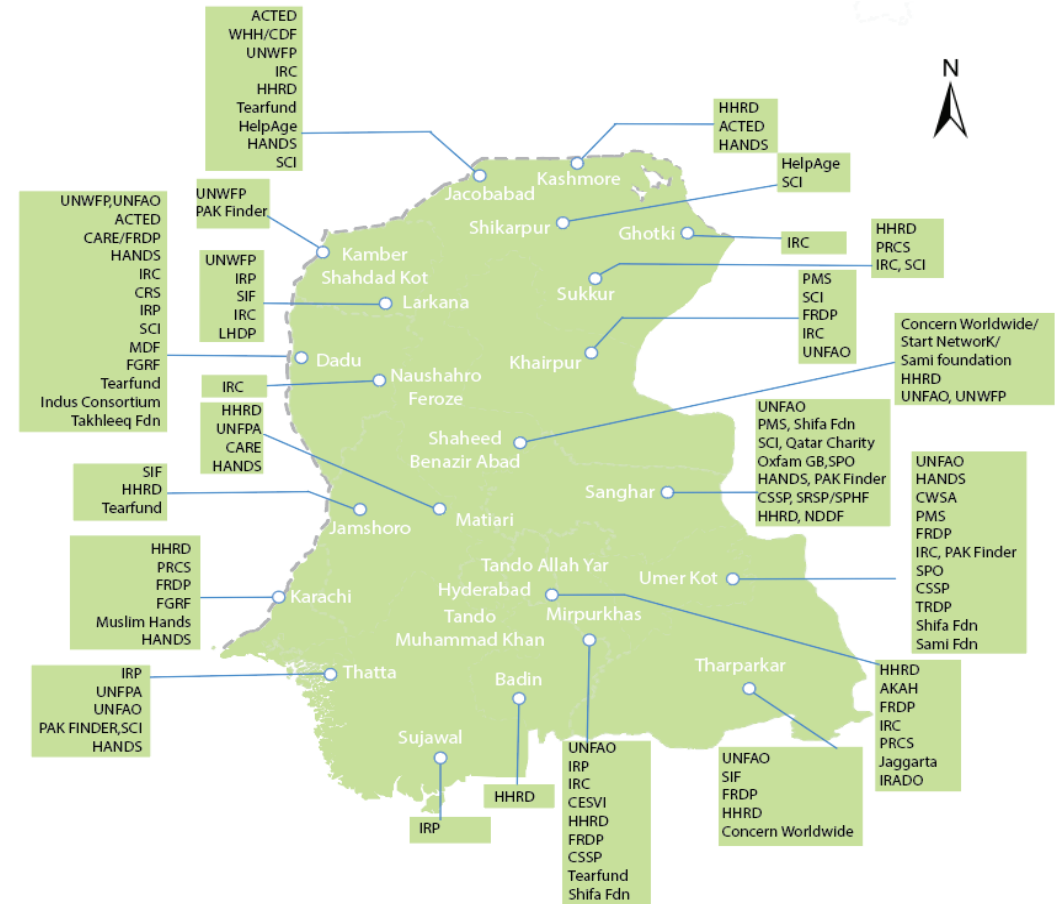
(Period Covered 1500 hrs 21-05-2024 - 1500 hrs 18-07-2024)

- PDMA and DDMA's are closely monitoring the situation/ Heatwave Response Plan.
- Provincial Emergency Operation Centre PDMA Sindh is closely coordinating with all DDMA's/District EOCs and all Humanitarian Partners.
- Establishment of additional heat stabilization camps is ongoing in various districts.
- 40 Humanitarian Partners continued their support in Heatwave Response Plan by establishing 294 heat stabilization camps in various districts.
- 40 Humanitarian Partners conducted awareness sessions on heatwave impacts, distributed Information, Education & Communication (IECC) material, displayed Banners and awareness raising through print, electronic, social and local media-content approved by PDMA.
- Deputy Commissioners / Chairmen DDMA's with dedicated team are regularly visiting heat stabilization camps in their respective districts.
- 40 Humanitarian Partners providing support in safe transportation/ shifting of referred patients from Camps to Heat Stroke Centers / hospitals.
- Deputy Commissioners/ Chairmen DDMA's initiated Plantation Drive in some of the districts

Patients Admitted	Patients Treated/discharged	Patients Under treatment	Loss of Livestock
<b>7382</b>	<b>7370</b>	<b>12</b>	<b>167</b>

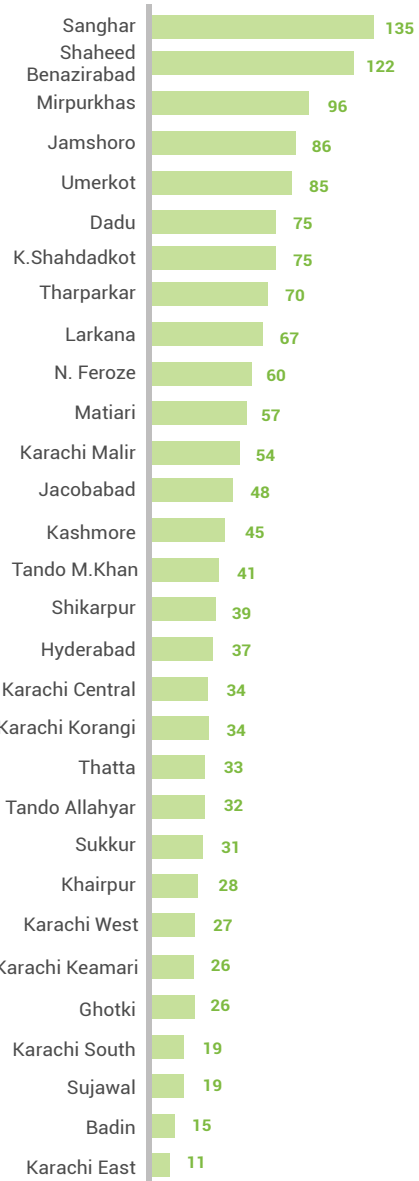


## Heat Stabilization Camps established by the Government of Sindh and Humanitarian Partners (Presence of Humanitarian Partners in districts with active engagement in Heatwave Response Plan 2024)

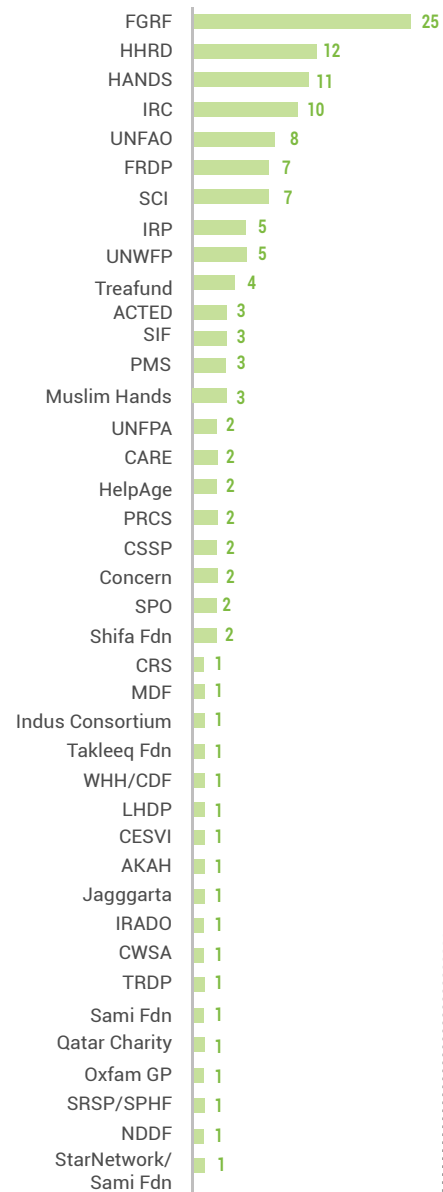


DIVISION	KARACHI	HYDERABAD	SUKKUR	SHAHEED BENAZIR ABAD	LARKANA	MIRPUR KHAS	TOTAL
Camps by Govt.	205	395	85	317	274	251	1,527
Camps by Humanitarian Partners	147	60	39	17	10	21	294
<b>Total</b>	<b>352</b>	<b>455</b>	<b>124</b>	<b>334</b>	<b>284</b>	<b>272</b>	<b>1,821</b>

### District wise Camps established by Government of Sindh



### Humanitarian Partners Presence by District



### Heat Stroke Report (Period Covered 1500 hrs 21-05-2024 - 1500 hrs 18-07-2024)

**7382** Number of Patients Admitted      **7370** Number of Patients Treated/discharged      **12** Number of Patients Under treatment      **65** Casualty      **167** Loss of Livestock

Sr #	Division	District	Number of Patients Admitted				Number of Patients Treated/discharged				Number of Patients Under treatment				Casualty (if any)				Loss of Livestock			
			Male	Female	Children	Total	Male	Female	Children	Total	Male	Female	Children	Total	Male	Female	Children	Total	Goat/ Sheep	Buffalo/ Cow	Camel	Other Animals
1	Karachi	Korangi	0	1	0	1	0	1	0	1	0	0	0	0	0	0	0	0	0	0	0	0
2		Central	0	0	0	0	0	0	0	0	0	0	0	0	13	17	0	30	0	0	0	0
3		Malir	160	130	32	322	160	130	32	322	0	0	0	0	0	0	0	0	0	0	0	0
4		South	577	157	0	734	577	157	0	734	0	0	0	0	17	6	0	23	0	0	0	0
5		West	17	0	1	18	17	0	1	18	0	0	0	0	3	0	0	3	0	0	0	0
6	Hyderabad	Badin	92	37	18	147	86	33	16	135	6	4	2	12	0	0	0	0	0	0	0	0
7		Hyderabad	84	30	0	114	84	30	0	114	0	0	0	0	8	1	0	9	16	3	0	1
8		Jamshoro	344	242	44	630	344	242	44	630	0	0	0	0	0	0	0	0	1	4	0	0
9		Matiari	30	4	0	34	30	4	0	34	0	0	0	0	0	0	0	0	0	0	0	0
10		Sujawal	153	66	21	240	153	66	21	240	0	0	0	0	0	0	0	0	0	0	0	0
11	Sukkur	Tando Allahyar	24	7	4	35	24	7	4	35	0	0	0	0	0	0	0	0	0	0	0	0
12		Ghotki	3	0	0	3	3	0	0	3	0	0	0	0	0	0	0	0	0	0	0	0
13		Khairpur	374	216	158	748	374	216	158	748	0	0	0	0	0	0	0	0	0	0	0	0
14	Shaheed Benazirabad	Sukkur	2	2	0	4	2	2	0	4	0	0	0	0	0	0	0	0	2	3	0	0
15		Sanghar	23	7	25	55	23	7	25	55	0	0	0	0	0	0	0	0	1	2	0	0
16		Shaheed Benazirabad	1133	517	110	1760	1133	517	110	1760	0	0	0	0	0	0	0	0	0	0	0	0
17		Naushahro Feroze	66	28	0	94	66	28	0	94	0	0	0	0	0	0	0	0	0	0	0	0
18		Jacobabad	398	227	155	780	398	227	155	780	0	0	0	0	0	0	0	0	0	0	0	0
19	Larkana	Kamber Shahdadkot	154	170	28	352	154	170	28	352	0	0	0	0	0	0	0	0	0	23	10	24
20		Kashmore	44	46	29	119	44	46	29	119	0	0	0	0	0	0	0	0	0	26	0	18
21		Larkana	99	97	41	237	99	97	41	237	0	0	0	0	0	0	0	0	0	0	0	0
22	Mirpurkhas	Shikarpur	82	81	25	188	82	81	25	188	0	0	0	0	0	0	0	0	0	0	0	0
23		Mirpurkhas	2	0	0	2	2	0	0	2	0	0	0	0	0	0	0	0	0	0	0	0
24		Tharparkar	83	61	8	152	83	61	8	152	0	0	0	0	0	0	0	0	31	1	0	1
25	Mirpurkhas	Umerkot	465	102	46	613	465	102	46	613	0	0	0	0	0	0	0	0	0	0	0	0
		<b>Total</b>	<b>4409</b>	<b>2228</b>	<b>745</b>	<b>7382</b>	<b>4403</b>	<b>2224</b>	<b>743</b>	<b>7370</b>	<b>6</b>	<b>4</b>	<b>2</b>	<b>12</b>	<b>41</b>	<b>24</b>	<b>0</b>	<b>65</b>	<b>51</b>	<b>62</b>	<b>10</b>	<b>44</b>